

Venue Contact and Load In Information

Riviera Theatre and Performing Arts Center - Capacity: 1,138

Venue Mailing Address: 67 Webster St., North Tonawanda, NY 14120

Venue Phone: 1-716-692-2413

Staff Contacts:

Laura Garrett, House Manager / Artist Relations / Box Office Operations:

lgarrett@rivieratheatre.org x401 or cell 716.799.4498

Chuck Antolina, Technical Director / Audio Engineer :

cantolina@rivieratheatre.org x501 or cell 716.812.6883

Derek Heckler, Lighting Designer / Graphic Arts / Video:

dheckler@rivieratheatre.org x502 or cell 716.480.1914

Load in Address (GPS): 68 Main St., North Tonawanda NY 14120

Stage level load in via stage doors. Ramp or liftgate required.

*****There are alot of low bridges in this area*****

Best approach is I-90 to I-290 East to Exit 1A (Delaware):

At exit, merge onto Delaware. Approx. 2 miles, pass over bridge and the red loading doors should be visible on your left, immediately past past 2nd traffic light. Recent parking changes may require you to pass the venue and re-approach, southbound (Trucks and busses). There is room for a turnaround 2 blocks down, on right.

Shore Power is available. 53' Truck and/or Buses may stay in the dock area. There is a slight pitch down from street level to the stage door and a small ramp from the door to the stage floor.

Venue Amenities

1 - Production Office w/B&W printer (2-4 person cap)

2 - Dressing Rooms (each 6-10 person cap)

WiFi: SSID: RivProduction Password: wurlitzer

Black hand towels (stage towels) available . Bath size towels available . No shower facilities on-site .

1 Washer and 1 Dryer Onsite

House opens 1 hour before show time. Wurlitzer organ plays during last ½ hour of doors, then curtain speech and show at showtime. 5 minute holds on show start are not uncommon, when ticket sales require.

Stage

Proscenium opening is 36' wide x 20' high. From Plaster line to upstage White CYC is 26'. There is an approximately 4' lip from the plaster line to the extreme downstage edge. Wing space is limited on SR (Artist access, Stairway to dressing rooms, Monitor position)

Curtains/Masking

Main Curtain is Traveler-style, dead hung and motorized with an 8 second open/close time. Curtain control is from either SL, SR, FOH, or Projection Booth. Due to spatial restrictions, the Main Curtain may not be used for shows using a line array or downstage hung projector.

Legs and Borders (5 sets) are hung per the house plot to adequately mask the wings. A Full Stage Black Traveler is hung on LS #31, at 19' 2" from Plaster Line. The Traveler and it's border have fullness. Use of Black Traveler is the only way to accomplish a stage-level crossover. There is a full crossover downstairs .

Black Scrim is located on LS #34.

White Cyc is hung on the furthest upstage lineset is 26'-2" from Plaster Line. This may be used for projection.

Rigging

Please contact TD, Chuck Antolina, if your show requires a rigger. There are 41 linesets total, roughly on 6" centers. Grid will support nearly any point configuration. There is no weight gallery; counterweight is added from the deck. Capstan winch is available to overhaul weight.

Risers

Wenger 4'x8'x8" and 4'x8'x16"

Stage Extension:

There is a 16' (wide) by 6' (deep) stage extension over the orchestra pit. Due to the console of the Mighty Wurlitzer organ, its size and location are fixed. (See attached House Lighting Plot)

Production- Audio

FOH Console: Yamaha M7CL-48

Monitor Console: Behringer X32, 32ch copper split

FOH Speakers: EAW KF300 Speakers for Orchestra Level , EAW KF360 Speakers for Balcony Level , BAG END DI-18 ELF Subwoofers (in orchestra pit) , Bag End TA-6000 (center fill), JBL Control 25 Under Balcony Fill, JBL Control 29 Upper Balcony Fill .

Major Concert Events: 6 per side RCF HDL-30 w/ 2- 2x18" Bag End ELF subs

Audio Motors: 2 @ 1 ton CM. Points are essentially on the proscenium line (furthest DS steel). (See attached House Lighting Plot).

Monitors: 11 @ QSC K12.2 Biamped Wedges, 4 @ EAW SM129 passive wedges, and 2 @ EAW SM159 passive wedges, on 4 mixes

Wired Microphones: The Riviera provides a good selection of pro microphones, stands, and DI's . Beta 58A, Beta 87C, SM57, Beta 81, Senn 604, Beta 52, Beta 91, AKG 414, PCC's and choir mics .

Wireless Microphones: 4 ULX Wireless Channels with 58/B58 Handhelds, OR Lav/Inst packs

Playback: iPod cable (stereo 1/8"), 2 @ Denon DN635 CD Player

Comm: 1 channel of comm is shared between all drops (SR, SL, FOH S&L, Projection Booth).

Lighting-

(See attached House Lighting Plot)

Control: ETC Ion XE 20 & EOS 10x2 Fader Wing, 2 @ Planar 22" LCD Touch Monitors.

Data: 3 DMX Universes wired from Control Booth to Stage. Univ 1: House Dimmers/House Lights; Univ 2: Moving Lights; Univ 3: Open/Spare. The console has a total of 4 DMX Outputs plus sACN/Artnet capability.

Fixtures By Position

FOH Lighting (House Rear): 12 Altman 1kL6 12° @ 1kW (dimmer per circuit) (1.2kW dimmers);

FOH Ladders (HL & HR): 3 ETC Source 4 19° @ 575w, 1 ETC Source 4 PAR NSP (for curtain warmers).

On Stage Electrics (2.4 KW Dimmers):

Electric #1 (LS #5): (4'-8" from Plaster Line)

12 @ PAR64 MFL 1k, Red, Blue, Amber Washes + 2 @ ETC S4 PAR WFL Blinders/Specials + 1 @ ETC S4 Center Special + 2 @ ETC S4 50° Pipe Ends (dimmer per circuit, some two-fered) (limited spare circuits available)

VL Electric #1 (LS #16): 4 @ Vari*Lite VL3000S (2 spare 208v circuits available)

Electric #2 (LS #21): (13'-2" from plaster line)

12 @ PAR64 MFL 1k, Red, Blue, Amber Washes + 1 @ ETC S4 Center Special + 2 @ ETC S4 50° Pipe Ends (dimmer per circuit, some two-fered) (limited spare circuits available).

VL Electric #2 (LS #28): 3 @ Vari*Lite VL3000S (3 spare 208v circuits available)

Electric #3 (LS #33): (20'- 2" from Plaster Line)

12 @ PAR64 MFL 1k, Magenta, Amber, Cyan Washes (dimmer per circuit, some two-fered) (limited spare circuits available)

Electric #4 (LS #37) (for Cyc): (22', 2" from Plaster Line)

3 @ Colortran 4/12 units on batten (Red, Amber, Green, Blue). 500w per cell, 3 cells per color, colors on each unit on their own dimmer per unit.

Floor Units (if used): 3 @ Vari*Lite VL3000S (circuits taken from spares on VL Electric(s)).

Follow Spots: 2 @ Strong Xenon Super Trouper II's @ 2kW in Projection Booth. 6-Frame color boomerangs, color frames are 9" circles. House color load includes basic color correction filters such as 1/4, 1/2 CTOs, 1/8 Minusgreen, R33 N/C Pink, R57 Lav, and R132 Frost. (*Approx. 90' throw to plaster line*)

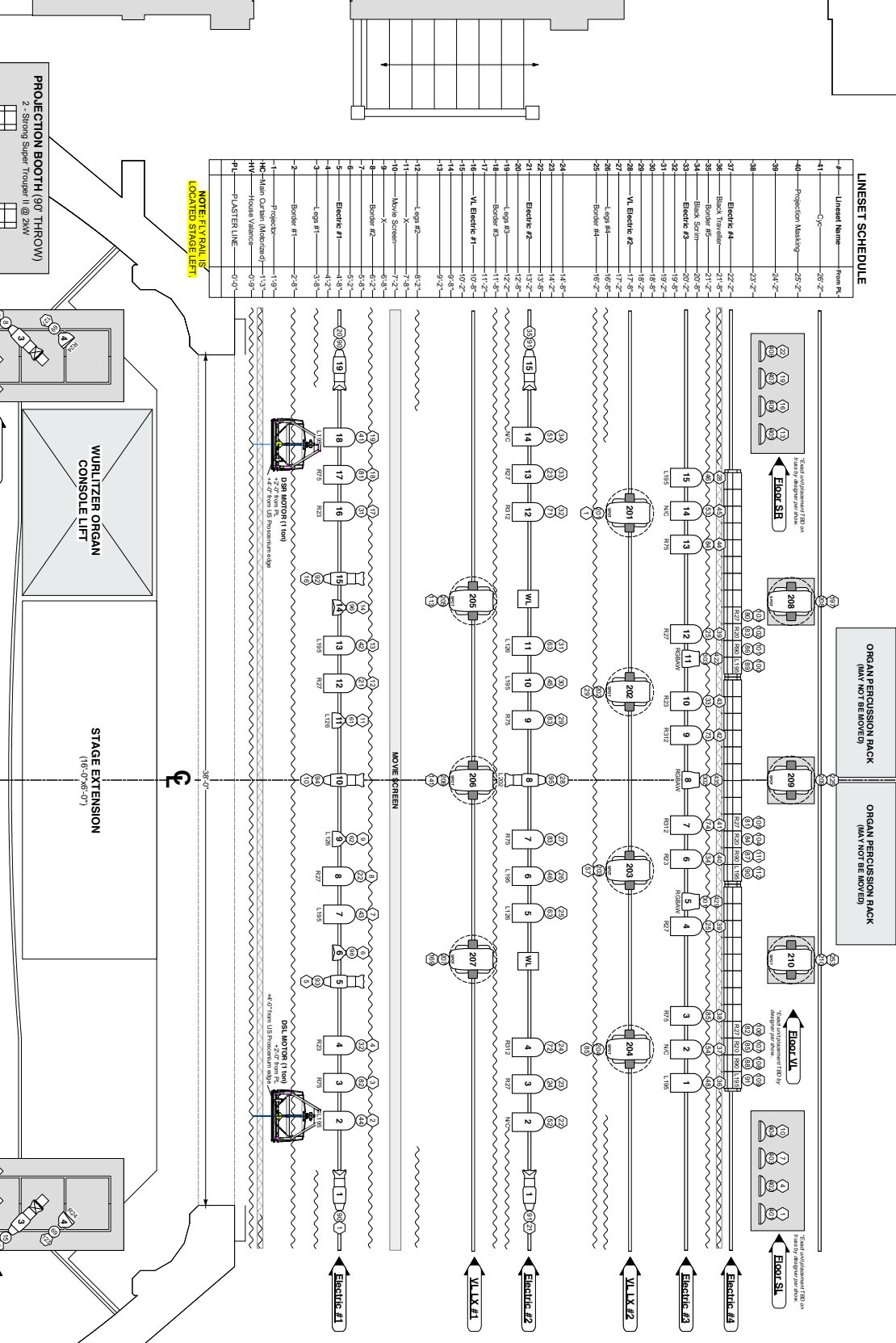
House Lights: Are controlled either via DMX/Console or separate house light control system (located DSR or Projection Booth).

Lighting Power: There is an additional 400 AMP 'company switch' onstage for lighting (located USR) Camlocks. Reversed Neutral and Ground. 24x20A 208v SOCO Out Moving Light Distro.

LINESET SCHEDULE

Linelet Name	From #1
C-1	From #1
Projection Mast/leg	25'-2"
	24'-2"
	23'-2"
Electric #1	22'-2"
Electric #2	21'-2"
Black Strain	20'-2"
Electric #3	19'-2"
Electric #4	18'-2"
VL Electric #1	17'-2"
VL Electric #2	16'-2"
VL Electric #3	15'-2"
VL Electric #4	14'-2"
Electric #5	13'-2"
Electric #6	12'-2"
Electric #7	11'-2"
Electric #8	10'-2"
Electric #9	9'-2"
Electric #10	8'-2"
Electric #11	7'-2"
Electric #12	6'-2"
Electric #13	5'-2"
Electric #14	4'-2"
Electric #15	3'-2"
Electric #16	2'-2"
Electric #17	1'-2"
Electric #18	0'-0"
PLASTER LINE	0'-0"

NOTE: OVERALL R/L LOCATED STAGE LEFT


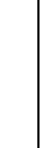
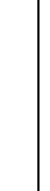
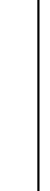
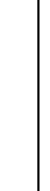
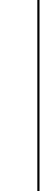
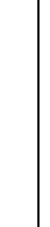


PROJECTION BOOTH (90° THROW)
2 - Strong Super Trouper II @ 2kW

WURLITZER ORGAN CONSOLE LIFT
(18'-0"x8'-0")

STAGE EXTENSION
(18'-0"x8'-0")

HER Ladders
NOTE: FOH POSITIONS NOT DRAWN IN TRUE PLACE



KEY TO SYMBOLS:

~ Mains 14k, 12"
~ RW

= ETC Source Four 9' x 5.75W

= ETC Source Four 10' x 5.75W

= ETC Source Four 9' x 5.75W

= ETC Source Four 8' x 5.75W

= ETC Source Four 8' x 5.75W

= ETC Source Four 8' x 5.75W

= ETC Source Four 7' x 5.75W

= ETC Source Four 7' x 5.75W

= PARNA LAMP, 1kW

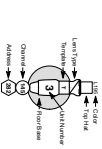
= ETC Source Four PARNA LAMP, 575W

= ETC Source Four PARNA LAMP, 575W

= RESERVE LED

= VPL18 VL 3000 5001, 12kW

LEGEND:



LIGHT PLOT

RIVERIERA THEATRE

CONTACT INFO:
DORNA KICKLAND, LIGHTING DESIGNER
11776-4682-2413 X. 802
CHUCK ANTOLINA, TECHNICAL DIRECTOR
11776-4682-2413 X. 802
11776-4682-2413 X. 801

VENUE:
Riviera Theatre & Performing Arts Center
67 Westwood Street
NY 11432 USA
11776-4682-2413
DRAWN BY: DHH
DATE: 01/20/19

NOTES:
1. All units within 1.4' of center unless otherwise specified.
2. All units within 1.4' of center unless otherwise specified.
3. All units within 1.4' of center unless otherwise specified.
4. All units within 1.4' of center unless otherwise specified.

REVISIONS:
DATE: 01/20/19

PLATE: 1 OF 1